

# FIGURE

## *Action Line: Additional Practice*

### GOAL

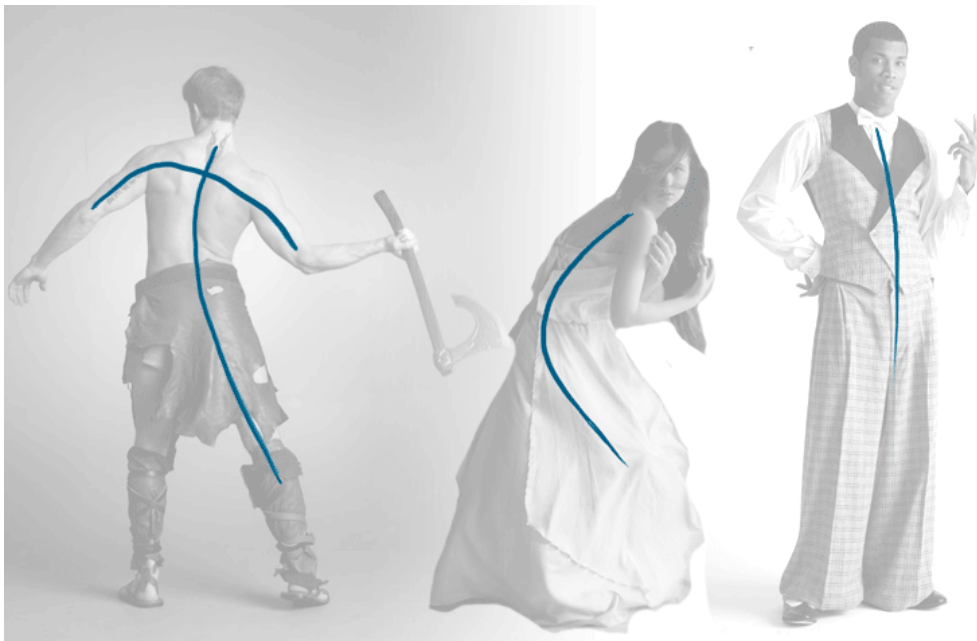
Continue practice identifying the action line, or lines, in order to draw a figure.

### TECHNIQUE

Action Line

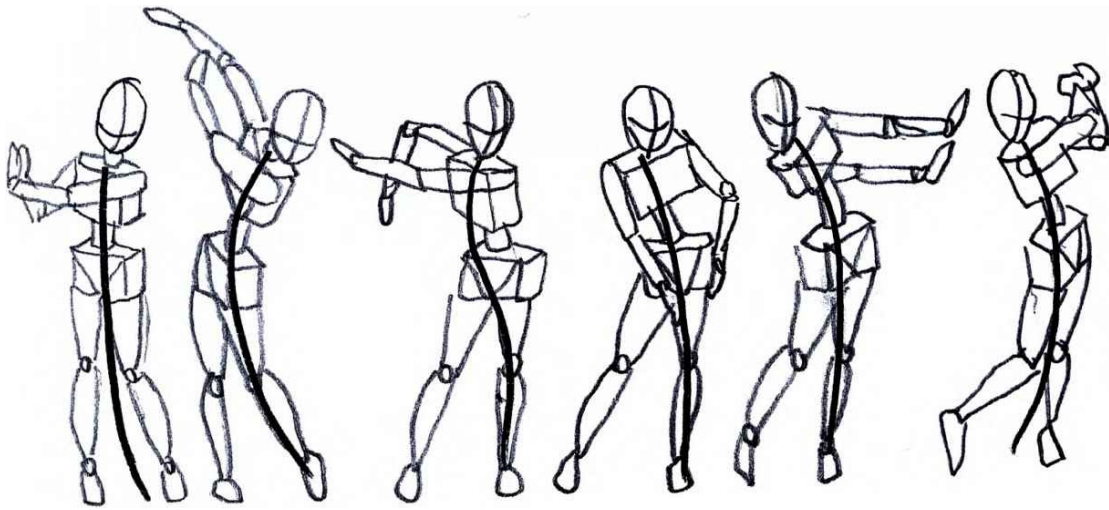
### INSTRUCTION

Remember that an **action line**, is the first mark made in figure drawing and is thought of as an imaginary line running along the spine of the figure. The action line is a quick, simple, and continuous mark.



*Examples of one or two actions lines being used in a figure.*


## EXAMPLES



*Examples of an action line in a figure.*


## PRACTICE

Practice drawing the action line in the following figures. Remember that an action line should be quick, simple marks.



## PRACTICE

Practice drawing the action line in the following figures. Remember that an action line should be quick, simple marks.





---

## PRACTICE

---

Practice drawing the action line in the following figures. Remember that an action line should be quick, simple marks.



## PRACTICE

Practice drawing the action line in the following figures. Remember that an action line should be quick, simple marks.



---

## PRACTICE

Practice drawing the action line in the following figures. Remember that an action line should be quick, simple marks.



## PRACTICE

Practice drawing the action line in the following figures. Remember that an action line should be quick, simple marks.



---

## PRACTICE

Practice drawing the action line in the following figures. Remember that an action line should be quick, simple marks.





## PRACTICE

Practice drawing the action line in the following figures. Remember that an action line should be quick, simple marks.



---

## PRACTICE

---

Practice drawing the action line in the following figures. Remember that an action line should be quick, simple marks.



---

## PRACTICE

---

Practice drawing the action line in the following figures. Remember that an action line should be quick, simple marks.



## PRACTICE

Practice drawing the action line in the following figures. Remember that an action line should be quick, simple marks.



---

## PRACTICE

---

Practice drawing the action line in the following figures. Remember that an action line should be quick, simple marks.





---

## PRACTICE

---

Practice drawing the action line in the following figures. Remember that an action line should be quick, simple marks.



---

## RESOURCES

ShuChih Art Studio does not own any of the images in this lesson plan, all images were taken from other workbooks and online examples.

<https://line-of-action.com/article/gesture-basics-1-line-of-action/>

<https://www.joshuanava.biz/human-body/the-line-of-action-or-strength.html>